

LETTERS



C A P I T A L



*Photos from our February meeting,
when Ken Connell taught us how
to use COPIC markers.*



SPRING 2008




President's Prologue

Our big project for the year is AOCC so now is the time to step up and say yes! The All Oregon Calligraphers Conference (AOCC) is a yearly event held in the fall that is hosted by different guilds throughout the state. October 25, 2008 will be Salem's turn to host. Each guild presents for two years in a row so while we're making plans for this year, we can also be looking ahead to repeat it in 2009. It's a great opportunity to hear a renowned presenter and attend a mini-workshop in the afternoon. For me, the best part is always connecting with those friends from around the state that you only see once a year.

Our planning potlucks and work parties are where you come in. We'll hold them monthly for a while until the details are nailed down. This is when your ideas, efforts and able hands are most appreciated. Please consider joining in on the fun. Besides, you will get to know some of your fellow members better! Our next planning potluck will be on Monday, March 10th at 6:00. Penny White has invited us to her house. We'll have directions at the March general meeting. We hope to see you there!

Trish Hibler



About Capital Calligraphers

Capital Calligraphers' mission is to promote the study, teaching, and practice of calligraphy and related arts. We welcome anyone interested in calligraphy to attend our meetings and join the guild.

Officers:

Trish Hibler, President

Jessie McCandlish, Treasurer

Sylvia Ludwig, Library Services

Mary Ellen Barker, Hospitality

Penny White, Jan Brumback, Nancy Orr, Programs & Workshops

Nancy Orr, Vice President

Kathleen Kelly, Recording Secretary

Dennis Willer, Membership

Doug Hutt, Webmaster

Stephanie Page, Newsletter/Corresponding Secretary

Contact Us!

Capital Calligraphers, P.O. Box 2294, Salem, OR 97308-2294

www.capitalcalligraphers.org

capitalcalligraphers@yahoo.com

For membership information, contact Dennis Willer, dwiller@pga.org, (503) 540-0324.

Capital Calligraphers present:

DANCE WITH YOUR PEN - SMOOTH AND SMOOCHIE ITALIC

with our own

PRINDI FLUG

Saturday, April 12th 2008

9 am – 4 pm at Capital Manor

Prindi will teach us how to explore Italic and fit it into tight and non-traditional layouts. We will learn how to pack our lettering in and around to create interesting pieces. Don't like straight lines? – this is the workshop for you!

Supplies needed:

11" x 17" bond paper

Penholder with 3 mm and larger nibs

Monoline pen – e.g. Pigma

Name

Address

'Phone e-mail

Cost: \$40. (Capital Calligraphers member), or for non-members \$60. which will entitle you to a year's membership in Capital Calligraphers.

I volunteer to write up the workshop for Capital Calligraphers newsletter

I can bring a snack

Mail to: Capital Calligraphers, c/o Jessie McCandlish, 4806 Pullman SE,
Salem OR 97302

Questions: Call Penny White at 503-371-0308 or e-mail her at cvpen@open.org

Mini-Minutes

December was a social time with the Calligraphic gift exchange among members, and a special time with all the donated gifts that went to the Union Gospel Mission's homeless women, children, and families. Thanks to your generosity, Trish could hardly get all the gifts in her vehicle! Sylvia, Penny, Laura, and Darlene demonstrated cards and card holders for the Christmas season, while Madison massaged the hands we write with and gave tips for hand maintenance.

Congratulations to Martha Pratt who had her **90th** Birthday on January 31st 2008! Our hearts go out to Martha for the loss of her dear daughter. Laura did a jump start in January with her demonstration on making Valentine's day cards. Snacks were great during the Holiday month and the first 2 months of the New Year!

Finally in February our speaker was Ken O'Connell and his assistant Tak, who demonstrated Copic Markers. Ken airbrushed with markers, showed his sketch books from his travels to Italy and handed out radishes for each of us to practice drawing using the Copic markers. Even Dennis secretly sketched a radish!

The planning committee is busy planning the AOCC. The date is set for October 25, 2008 at Western Oregon University in Monmouth.



Hospitality

March: Carol Palmer and Kathleen Kelly (treats); Sandi Cormier (raffle)

April: Chris Anderson and Jan Brumback (treats); need someone to bring a raffle item!

May: Trish Hibler and Brenda Russell (treats); Darlene Anderson (raffle item)

Library Message

Thanks to those who have recently returned the Library Material. Now some of those donated books from Penny's move can circulate. Also, for those who may have forgotten what they have checked out, I (Sylvia) will try to send you a reminder via a postcard, email, or phone before the March meeting. Also, remember the library collection can be browsed on our website, from the comfort of your home. Sylvia

Tips on Working with Colored Pencils

These tips are taken from three articles about a Kristen Doty workshop in the Write On Calligraphers' December 2007 newsletter. Thanks to WOC for sharing!

- Colored pencils should be kept extremely sharp. An automatic pencil sharpener helps.
- Two things to look for in a sharpener: (1) automatic shutoff option so pencils don't get ground down too much, and (2) a wide enough opening for fatter pencils like Prismacolors to fit through.
- The best way to use a colored pencil is to apply color lightly, layer by layer. Most pencils are made with wax, which burnishes paper if applied heavily and prevents more pigment from adhering to the surface.
- For colored pencil alone, Rising Stonehenge is one of Kristen's favorite papers, but watercolor is absorbed a bit too much and doesn't look as intense as it should. Rives BVK is another good watercolor paper, although it's a bit rough unless you want texture. Another good paper is Spectrum Colorfix, which has a finish like light sandpaper.
- Lightfastness is an issue with colored pencil. Right now, the best thing to do is to keep pieces behind museum glass out of direct sunlight.


Upcoming Conferences

Letters of Joy - May 2-3, 2008
Edmonds Community College
Louise Grunewald, Keynote Speaker
<http://writeoncalligraphers.homestead.com/LOJ2007.html>

Letters Mingle Souls - July 19-26, 2008
Naperville, Illinois
<http://www.chicagocalligraphy2008.org/>

Graceful Envelope Contest

The deadline for the Washington Calligraphers Guild's annual Graceful Envelope Contest is April 30, 2008. For complete rules or to view last year's winning envelopes, go to www.calligraphers.org.



Need A Ride to Meetings?

If you are a CC Member and would like a ride to the CC Meetings rather than driving yourself, here is another option: if you live out South near Kuebler Rd., please email Diane Rolph at hydrohex@yahoo.com or if you live in West Salem, please call Sally Keeney at 503-399-8317.

Expanding Horizons - Workshops and Events

Ruth Schellbach

Calligraphy Class through the Salem Art Association

At Bush Barn Annex, Salem

CONTINUING CALLIGRAPHY

Mondays, 6:30 – 8:30 p.m.

March 3 – March 17 • 4 weeks

Take your pen to the next level. This four-week class will focus exclusively on the CAPITAL letterforms. Often considered more difficult than their lower case counterparts, capitals form the foundation for all western lettering. Mastering their forms reflect in all of your lettering projects and gives you a knowledge base from which to expand and modify letter forms. *Prerequisite: one prior calligraphy class.* Limit 12. **A-135**

Member \$58 • Non-Member \$63

You can register online at: <http://www.salemart.org> or call 503-581-2228

Portland Society for Calligraphy Workshop

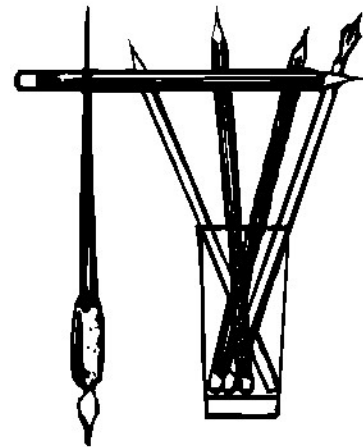
The Portland Society for Calligraphy has three workshops planned so far for 2008:

- March 8 & 9 - Fabulous Fabric Books with Lisa Engelbrecht; \$90 for PSC members
- April - Sharon Zeugin
- June - Rosie Kelly
- July - Carol DuBosch
- September - Martin Jackson
- October - Suzanne Moore

For more details, keep checking the Portland Society for Calligraphy website, www.portlandcalligraphy.org


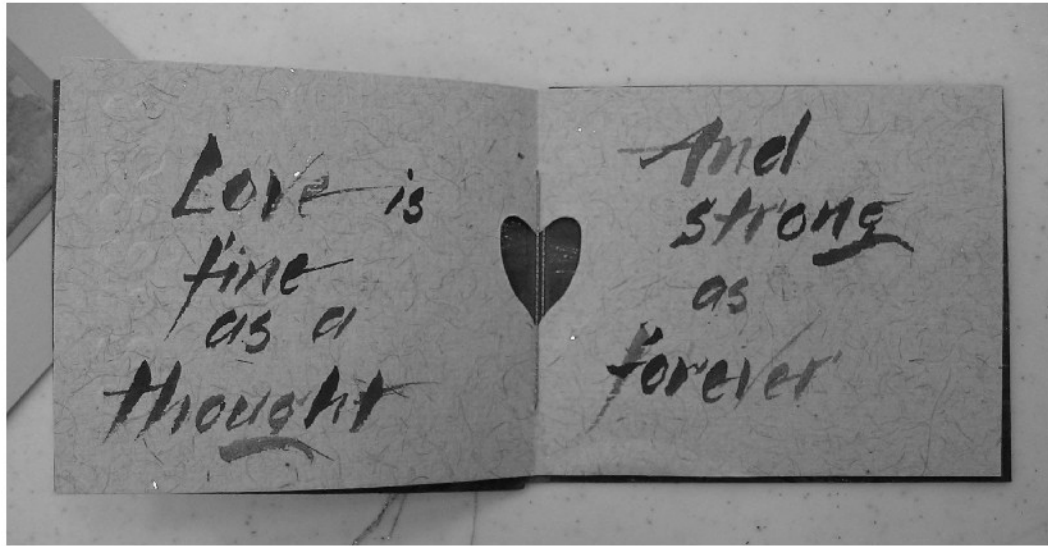
Valley Calligraphy Guild Workshop

The Valley Calligraphy Guild is sponsoring two workshops in early 2008: Roman Script (Rustics) with Carol DuBosch on February 16, 2008, and Cards, Covers, and Closures with Carol Pallesen on April 12 and 13, 2008. For more information, contact Workshop Chairperson Sharie Mayes at (541) 344-1202.



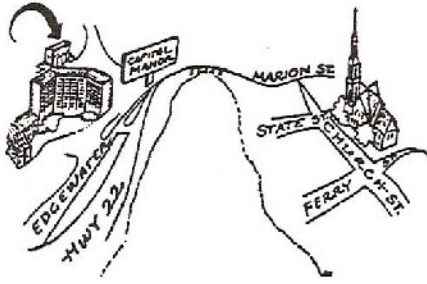
WE LOVE VALENTINES

Enjoy these valentines from our members' collections!



CAPITAL Calligraphers

PO BOX 2294
SALEM, OR 97308



The Capital Calligraphers' Guild welcomes anyone interested in calligraphy.

Meetings are held on the first Thursday after Labor Day in September, and the first Thursday of the month, October through June, at 7:00 p.m. in the Capital Manor Community Center in West Salem.

www.capitalcalligraphers.org

Birthdays

March

5 - Madison Rothchild
15 - Ruth Schellbach
28 - Brenda Russell
31 - Brigitte Miller
31 - Nisscha Roman

April

4 - Chris Anderson
6 - Jan Brumback
8 - Norma Pati
11 - Dorothy Barringer
12 - Paula Bowman
14 - Mary Ellen Barker
24 - Nancy Henkle

May

15 - Nancy Gorrell
18 - Margit Eisenhut
25 - Joan Wiens



Programs

March - Celtic knots with Rachel Campbell. Bring: graph paper, pencil, eraser, favorite pens

April - Patty's golden rectangle/golden mean. Bring: graph paper, pencil, ruler, eraser.

May - Annual plant and white elephant sale! Bring plants and white elephant items!