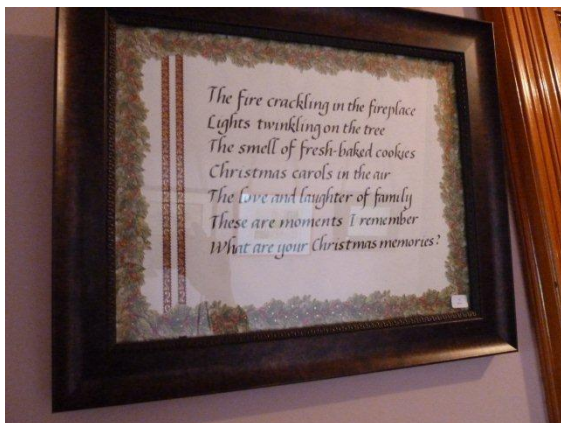


# Capital Letters




Capital Calligraphers thanks Deepwood Estate for hosting the "Christmas Memories" show in December. Clockwise from top left, pieces by Sandi Cormier, Penny White, Penny White, and Jessie McCandlish.



SPRING 2012

# December Show at Salem Library



Sandi Cormier



Barbara Taylor



Laura Drager



Katy Bayless



Diane Hutt



Laura Drager



# Presidents' Prologue

*Best wishes to you all for a very happy spring.*

*Congratulations to all who submitted work to the shows at the Library and Deepwood; we need to keep getting our work out to let people know that Salem has a thriving community of calligraphers.*

*Our next big event will be Calligraphy Northwest in June/July: several members of our guild will be attending and will be able to bring back ideas for programs and workshops. We are still hard at work making our goodie bag item, and any help will be most appreciated. We have a potluck work party planned for March 15th at Trish Hibler's home. We will be discussing this again at our March 1st meeting, and will welcome all who would like to help.*

*It won't be long till our next big weekend - the Salem Art Fair in July. Since this is our guild's big fund raiser we really appreciate all who contribute by writing names or assisting in other ways, so please try and keep the third weekend in July free of other commitments - no easy task, I know, but even a few hours help is valued.*

*Penny and Laura*

---

## Programs & Hospitality

**March 1, 2012 – Black and White Design with Sandy Van Valin**

**April 5, 2012 – Pop-up cards with Darlene Anderson**

**May 3, 2012 - Modern Vegie Printing and our Spring fundraiser plant sale and silent auction of calligraphic supplies**

**For supply lists and updated refreshments and raffle item signup information, please visit our web site, [www.capitalcalligraphers.org](http://www.capitalcalligraphers.org).**

## Birthdays

**March  
28 – Brenda Russell**

**April  
4 – Chris Anderson  
6 – Jan Brumback  
14 – Maryellen Barker**

**May  
6 – Katy Bayless  
18 – Margit Eisenhut**

# News and Events

## Sources of paper in Salem

Many of us were saddened to learn that the Paper Zone was closing all of its stores. As a major source of scrapbooking tools, paper, event invitations, and other supplies, the Paper Zone helped us plan and chronicle our lives for the past several years.

Two other stores approached the Paper Zone before closing and asked them to refer customers to them. They said they are able to order any products that the Paper Zone carried. They are:

- Cooke Stationary Company at 370 State Street, (503) 581-1404
- Rose Paper Products, Inc. at 2561 Pringle Road SE, (503) 588-8313

Additional great art and craft supply sources include:

- Art Department
- Stampin' Cat Studio
- Craft Warehouse

Do you have a favorite place that's not listed here? If so, contact Stephanie Page.

## Thank you Kathy!

Kathy Van Kleeck generously donated her personal calligraphy supplies to sell for the benefit of the guild at our January meeting. The sale of her supplies raised \$130 for the guild. Thank you Kathy!

## Library news

Now that we have more Library Space since last September's move of the collection out to Bill S.'s studio; more books are able to be added. Sylvia will bring the newest ones to the March meeting. The titles are:

- 460 Iris folded Cards to Make.
- Art of Hand-lettering: Its Mastery & Practice (The).
- Cat Haiku.
- Paper Creations: Cards and Gifts.
- Twenty-six Friends: The Shape of the Alphabet Letters.

Penny W. donated most of these. Thank you!

Also, remember to click on the "link" at our Library's Home Page for Procedures to help request Titles from the List and Renewals.

Sylvia G.

## Classes and Workshops

Victoria Pittman returns to Salem on April 21-22, 2012 to present a workshop called "Flowers and Flourishes." Victoria gave a highly popular workshop in 2007 called "Tortured Metals, Tangled Words." Visit our web site for more information.

Penny White will be teaching at Keizer Art Association from April 3rd to May 22nd, Tuesday afternoons from 1:15 to 3:15. We will be continuing our study of Pointed (Gothicized) Italic.

Calligraphy Northwest International Calligraphy Conference will take place at Reed College in Portland from June 24-July 1, 2012. For more information, visit the conference web site at <http://www.2012calligraphyconference.com/>

# Paper Knowledge by Diane Hutt

Calender, hot pressed, cold pressed, rough, tooth, grain, weight, size – what do these have to do with calligraphy? Is it necessary to know this information? Will it have an impact on my writing? How do I learn? Here is a short article to help you but today the internet is a quick and easy way to obtain more knowledge.

Let's start with calender which comes from a Greek word meaning cylinder. A calendar consists of a number of rollers that apply pressure to paper passing through it at the end of the paper making process. This determines the finish of the paper. If the calendar rollers are hot it produces paper with a smooth surface and is called hot pressed. Guess what cold pressed is. Yes, if the calender is cold it leaves texture on the paper. You can feel it. This brings us to another term – tooth.

Tooth is the surface feel. The more tooth the paper has, the rougher the paper feels. Of course, rough paper would have more tooth. See how simple all this all is once you get the terminology.

How about grain? All paper has grain whether we see it or not. It comes about by the paper making process. As the belt in the machine moves along, the fibers in the pulp line up in the direction of the motion of the belt. Simply put, grain is the way the paper fibers lay in the finished product - the paper. We will cover more about grain in another article because knowing the grain of the paper can be helpful in writing, scoring and folding the paper. In this case, what you don't know about the grain can hurt you.

Weight is next. How the weight of paper is determined is both simple and complicated. It helps to understand some of the terms involved. For instance ream. The word ream comes from an Arabic word that means "collect together into a bundle". A typical ream is a bundle of 500 sheets. So, why does a ream of 20 pound paper weight only five pounds? Because when the paper is originally manufactured its size is 17" x 22". And 500 sheets weigh 20 pounds. At the factory those larger sheets are cut into four letter size (8.5" x 11") sheets each having a weight of five pounds. In the United States paper is usually 20 pound, 24 pound or 32 pound until you get to the card stock. The term card stock is used to describe paper with weights from 50 to 110 pounds. It is heavier so it is more durable. In Europe and other regions a different method is used to determine weight.

Next on the list is size. Size is a chemical put on the paper to hold back the rate of liquid penetration or absorption. Sizing prevents the feathering or bleeding of the media we are using whether it be ink, water color, gouache etc.

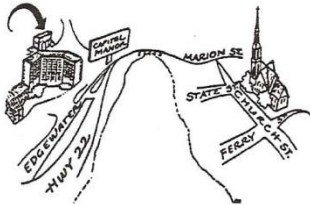
So what paper to use? Before writing this article, many calligraphers were asked about their favorite papers. Arches paper won hands down. It is pronounced "ARSH" in French. Anyway, it is made of 100% cotton fiber. The papers are acid-free, pH-neutral, gelatin sized and air dried. It is still made in the original mill which was founded in Lorraine, France in 1492. It produces fine art paper. The paper is very durable and forgiving. Here are comments from calligraphers regarding Arches paper:

- Carol DuBosch: I especially enjoy Arches watercolor papers, both hot press (smooth) and cold press (textured). I like both the 90 pound and the 140 pound weights. If you can find Arches Text Wove, it is also an excellent paper for finished work.
- Yuki Tanaka: I vote for Arches Text Wove.
- Marta Legeckis: Arches Text Wove is good because of all the abuse it can take.
- Sheryl Brace: Arches Text Wove, Arches Hot Press, Arches Cover Black.
- Sandi Cormier: I REALLY like Arches Text Wove - whether it has been paste papered or not. The texture seems to work fine for almost everything - even pointed pen.
- Ginny VanderHey: Arches Text Wove which never fails to make your work look good.
- Sylvia Giberti: Arches text wove of different weights for the real thing.



# CAPITAL Calligraphers

PO BOX 2294  
SALEM, OR 97308



The Capital Calligraphers' Guild welcomes anyone interested in calligraphy.

Meetings are held on the first Thursday after Labor Day in September, and the first Thursday of the month, October through June, at 7:00 p.m. in the Capital Manor Community Center in West Salem.

---

## About Capital Calligraphers

Capital Calligraphers' mission is to promote the study, teaching, and practice of calligraphy and related arts. We welcome anyone interested in calligraphy to attend our meetings and join the guild.

### Officers

Laura Drager and Penny White, co-presidents  
Jessie McCandlish, Treasurer  
Sylvia Ludwig-Giberti, Library Services  
Mary Ellen Barker, Hospitality  
Diane Hutt and Nancy Orr, Programs & Workshops  
Kathleen Kelly, Historian

Barbara Taylor, Vice President  
Katy Bayless, Recording Secretary  
Carol Baumann, Membership  
Doug Hutt, Webmaster  
Stephanie Page, Newsletter/Corresponding Secretary

### Contact us

Capital Calligraphers, PO Box 2294, Salem, OR 97308-2294  
[www.capitalcalligraphers.org](http://www.capitalcalligraphers.org)  
[capitalcalligraphers@yahoo.com](mailto:capitalcalligraphers@yahoo.com)

For membership information, contact Carol Baumann, 2265 Timothy Drive NW, Salem, OR 97304