


LETTERS



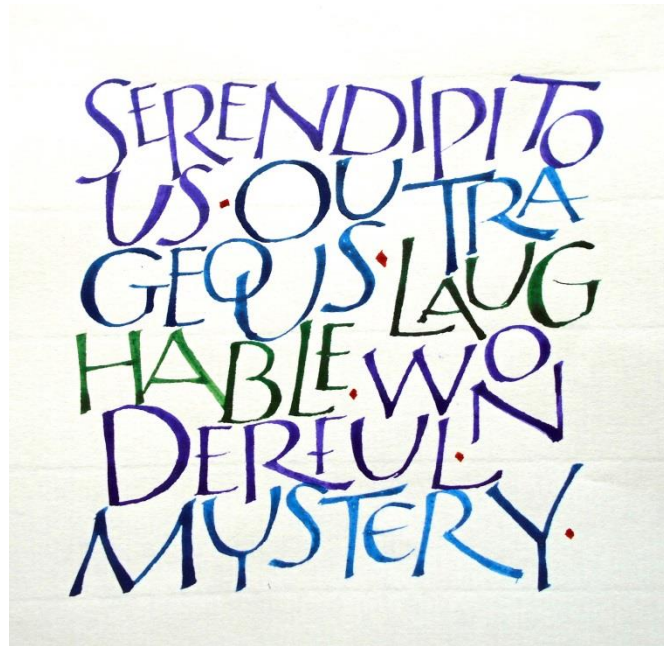
Top left photo: Angelina Cox Versals workshop, top right, bottom right, and bottom left, Art Deco monoline lettering with Cora Pearl

SPRING 2015

Modern Versals with Angelina Cox

By Carol Baumann

Surely one of life's greatest pleasures must be gathering with calligraphy friends for a workshop led by a good teacher -- no phone, no chores calling, no excuses -- just time set apart dedicated to perfecting calligraphy skills.



In February, several of us focused on modern versals with instructor Angelina Cox. Angelina is a graduate of the rigorous calligraphy program at Roehampton University in London. She has been a visiting instructor at the Reed College Scriptorium.

Versals are drawn letters, built up of several strokes. They can be stately and elegant or playful. Angelina moved the class through the basic letter forms in the first day and on day two had us bouncing and jostling our letters for a more light-hearted feel. The challenge is to be consistent with stem width and letter weight throughout a piece of writing.


Angelina provided excellent models and, with the notes I made on the model sheets, I have comprehensive information for continuing to practice at home. I found Angelina's hints on where to "aim" a stroke especially helpful.

Versals have always been a challenge for me, some letters in particular.

Consider the dreaded "M." Mine tends to have splayed legs, a bit like a drunken sailor trying to maintain his balance on a rolling ship.

Angelina's exemplar has almost, but not quite, vertical outer legs. Aha moment number one! The second aha moment came when Angelina suggested penciling in the skeleton of the letter as a guide for the final, inked letter, placing the nib just to the right of the left leg to begin the downstroke and ending just to the left of the leg. There's hope that my sailor "M" may achieve sobriety someday.






On the second day Angelina introduced ideas for making our versals more playful. The first exercise was “puddle walking” --- sinking some of the letters on the baseline and placing others above or below it. Crowding the letters closer together or changing the vertical axis were other suggestions for making the

letters less formal.

Finally, we worked within a square, striving for consistency of letter weight and stem width to create an even texture. Within these limitations, some legs of letters could be lengthened above or below other letters and words might be broken as they reached the edge of the square.



Versals — a beautiful alphabet with immense versatility. Thanks to Angelina for a confidence-building two days.





Presidents' Prologue

Greetings to you all:

After a wonderfully warm spring, we seem to be well into summer already.

We have plenty to look forward to this year: the annual Valley Calligraphy Guild show at Mt. Angel Abbey Library is up until the end of May - do hope you manage to see it. Work parties are planned to make items for the International Calligraphy Conference and AOCC goodie bags. Salem Art Fair will be held on July 17, 18 and 19 so make sure you sign up to write names and hand out information - if you are a little shy about writing, we always need people to chat to the public and tell them about the guild, and make lists of the names to be written for the demonstrators. Then on August 15 and 16 the Silverton Art Fair will be held - this is always a delightful event, so please volunteer to help.

Entries for the State Fair are due for delivery on August 14 and 15. Details should be submitted in advance on line and we will let you know when to do this, so get started on your pieces for the Fair. The juried entry fee is \$5 for two pieces, and student and non-juried entries are free. The Fair runs August 28 through September 7, and Carol Dutoit will be in charge of the demonstration schedule so contact her about when you are interested in demonstrating and hosting. Demonstrators will receive two free tickets and a parking pass, and hosts will receive the same plus a State Fair volunteer t-shirt. We are working hard to get back to the successful shows we had in the past, and need all the help you can provide. If you put in four hours of effort before and during the Fair, you can earn a free ticket - so if you want four tickets for your family you can work for 16 hours to get them.

We are also looking forward to the All Oregon Calligraphy Conference in October which will be hosted by the Portland Society for Calligraphy this year; and we will let you know the date as soon as we have it.

Happy (busy) summer - Laura and Penny

Programs & Hospitality

June 4, 2015

An evening of practicing lettering for summer art fairs

Refreshments: Sylvia Giberti and Trish Hibler

Raffle Item: Sylvia Giberti

News and Events

Summer Art Fairs

Mark your calendars – the Salem Art Fair will be held on July 17, 18 and 19! You can sign up at the June guild meeting, contact Lori Festa or Sally Keeney, and/or watch for emails over the next few weeks calling for volunteers. The Silverton Art Fair will be held on August 15 and 16. Contact Penny White to sign up to volunteer.

Portland Society for Calligraphy Workshops

July 11

Uncial tune-up with Cora Pearl

August 15

Tune up your modern Versals with Angelina Cox

September 12-13

The Passionate Pen with Heather Victoria Held

Birthdays

June

11 – Lori Festa
20 – Gretchen Schaleger
28 – Laura Drager
29 – Stan Kerzel

July

26 – Don Mortensen

August

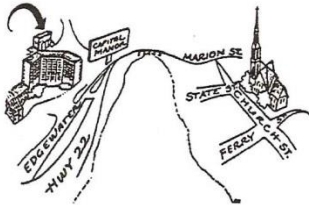
11 – Laurie Naemura
12 – Sylvia Giberti
14 – Penny White
18 – Diana McCabe
24 – Mickey Roby

Oregon State Fair

Entries for the State Fair are due for delivery on August 14 and 15. The juried entry fee is \$5 for two pieces, and student and non-juried entries are free. The Fair runs August 28 through September 7, and Carol Dutoit will be in charge of the demonstration schedule. Please contact Carol if you are interested in hosting or writing names.

CAPITAL Calligraphers

PO BOX 2294
SALEM, OR 97308



The Capital Calligraphers' Guild welcomes anyone interested in calligraphy.

Meetings are held on the first Thursday after Labor Day in September, and the first Thursday of the month, October through June, at 7:00 p.m. in the Capital Manor Community Center in West Salem.

About Capital Calligraphers

Capital Calligraphers' mission is to promote the study, teaching, and practice of calligraphy and related arts. We welcome anyone interested in calligraphy to attend our meetings and join the guild.

Officers

Laura Drager and Penny White, Co-Presidents
Jessie McCandlish, Treasurer
Sylvia Giberti, Library Services
Maryellen Barker, Hospitality
Sandi Cormier & Chris Anderson, Programs & Workshops
Tina Wenger, Media Coordinator

Barbara Taylor, Vice President
Katy Bayless, Recording Secretary
Carol Baumann, Membership
Doug Hutt, Webmaster
Stephanie Page, Newsletter/Corresponding Secretary
Caroline Tresidder, Historian

Contact us

Capital Calligraphers, PO Box 2294, Salem, OR 97308-2294
www.capitalcalligraphers.org
capitalcalligraphers@yahoo.com

For membership information, contact Carol Baumann, 2265 Timothy Drive NW, Salem, OR 97304