

CAPITAL SALEM OREGON CALLIGRAPHERS

July/August/September 2023

Mark your calendar

Meetings are held on the first Thursday of the month (except July & August) at 7 p.m. The opportunity to Zoom the meeting will be provided as well.



Happy 4th of July!

July 11, 4:30 pm – Potluck and Program Planning at Laura Drager’s home.

July 15 - We’ll meet in Lori Festa’s backyard for **Summer Salad and Creativity**. More details and a supply list will come via email. Bring an apron and your lunch.

August 9, 10 pm – Deadline to enter art into the Oregon State Fair.

Sept. 7, 7 pm - Monthly meeting at Capital Manor’s Community Center. **Prindi Flug** will present “**Letters from the Right Side of Your Brain.**”

Oct. 5, 7 pm - Monthly meeting at Capital Manor’s Community Center. Program **TBA**

Nov. 2, 7 p.m. – Monthly meeting at Capital Manor’s Community Center. Program **TBA**



I write, therefore I am

While looking for a summer cover for this newsletter, I perused old Capital Calligrapher newsletters. Voila, this lovely work by Prindi Flug was the cover of our 1992 Fall newsletter, almost 31 years ago. Good lettering never ages!



SOAK UP THE FUN


This year we'll "Soak Up the Fun" at the Oregon State Fair. The deadline for entry is August 9 so mark your calendar and pull out those calligraphy pieces created in the last two years. You can enter framed art and books. Find details for entry on the Oregon State Fair website: Oregon State Fair. Read the handbook and plan to drop off your pieces on Friday, August 11 from 2-6 p.m. or Saturday, August 12 from 10-2 p.m.

Portland artists can contact Michelle Tran (408) 387-9458 or Judy Large (503) 853-3212 for drop-off information. Eugene artists can contact Judy Black (541) 485-2336 for drop-off information.


We are located in Cascade Hall again this year and look forward to another great exhibit. Demonstrations are a State Fair favorite and we'll have lettering artists there to write names. If you are interested in demonstrating, go to the Capital Calligraphers website www.capitalcalligraphers.org to see the schedule. Sign-ups are being taken by Barbara Taylor (503) 999-4134. We'd love to have two artists per shift, if possible. Don't wait too long and miss out.

Meeting Programs

Looking back on prior presentations, our April presenter, Katy Bayless, showed us how to create "Toothpick Books." They are delightful little books for writing tiny letters in. Katy provided all supplies for assembling (very carefully) these small creations.



Our May presenter was Aries Manoff who began her presentation by drawing flowers and swirls. With the aid of an overhead projector we observed how she created graceful, flowing lines by applying heavier or lighter pressure to the paper. She said she generally uses walnut ink.



Aries demonstrating

After drawing several clumps of flowers and leaves, Aries wrote a Mothers' Day greeting in copperplate script in the space where it was surrounded and complemented by the flowing, swirling floral embellishments. She then outlined the letters to emphasize their shapes. The result was a lovely Mothers' Day card. She then showed pictures of book marks and envelopes in which embellished copperplate calligraphy was very effective. Aries provided practice paper with guidelines for the writing of copperplate, giving us the chance to try the techniques she demonstrated.



Maryellen Barker



Lori Festa's 'practice' work




At our final meeting of the year in June, we gathered early for a potluck which was delicious and our presenter was Caroline Tresidder. She distributed to each of us the items we needed to create letters (or any items) on pieces of fabric. She demonstrated how to use freezer paper, parchment paper, and colored pencils to transfer the lettering to the material, pressing gently with a moderately hot iron. She gave us a sheet of written instructions and showed us how to fold and cut it so an "Oxbow or Pants accordion booklet" was created. It contained tips such as how to sharpen colored pencils and how to gradually build up colors from light to dark.

Upcoming Classes/Programs

Online classes have become an excellent way to continue learning. John Neal Bookseller has the most comprehensive list to refer to. Go to <https://www.johnnealbooks.com>. You're sure to find just the one(s) for you.

Save the Date!



June 22-29, 2024

The next International conference, hosted by the Chicago Calligraphy Collective, will be held at

St. Ambrose University in Davenport, Iowa

June 22-29, 2024

Sign up for 2024 Conference updates

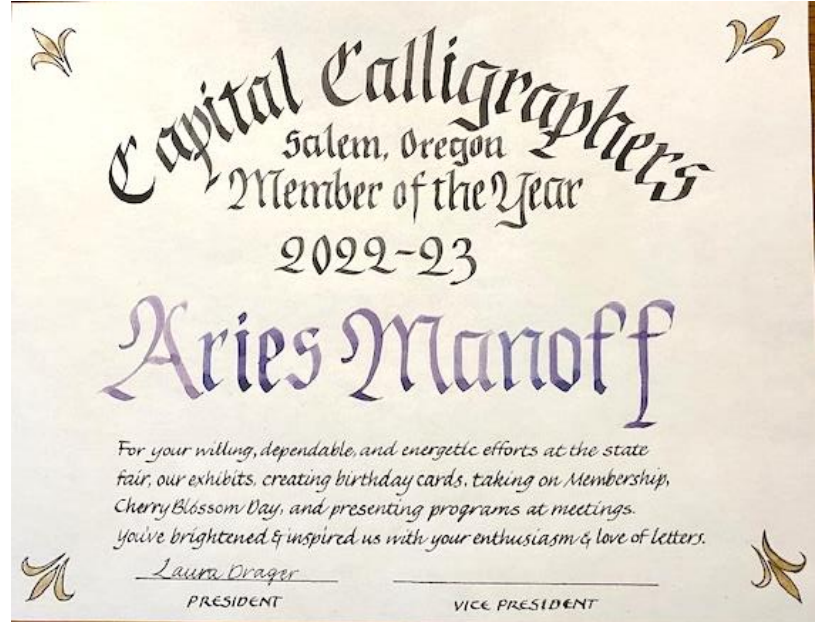
and a chance to win a \$100 gift certificate to Paper & Ink Arts or John Neal Books!

<https://www.calligraphyconference.org>

This and That



Member of the Year was Aries Manoff “for her willing, dependable, and energetic efforts at the Oregon State Fair, managing and hanging our exhibit at the Salem Public Library, creating birthday cards throughout the year, becoming our Membership Chair, managing the Cherry Blossom Day at the



Capitol, and presenting programs at meetings. She has brightened and inspired us with her enthusiasm and love of letters.” Aries was presented with a certificate and a plant for her garden at the June meeting.

- Our new webmaster is Stephanie Page. She has taken the job following in the footsteps of Doug Hutt, who is ‘retiring.’ We are very thankful for the many years Doug held down the website, maintaining the email list, creating and making changes when needed, etc., etc. He was



given a certificate of appreciation and a gift card to a nursery where he will find more plants for his wonderful garden.



Capital Calligraphers
PO Box 2294
Salem, Oregon 97308-2294
Contact@CapitalCalligraphers.org

Officers

President:

Laura Drager

Treasurer:

Jessie McCandlish

Recording Secretary:

Brenda Russell

Programs & Workshops:

Laurie Naemura

Yuki Tanaka

Hospitality:

Maryellen Barker

Librarian:

Bill Smith

Newsletter Editor:

Laura Drager

Vice President:

Barbara Taylor

Corresponding Secretary:

Trish Hibler

Membership:

Aries Manoff

Historian:

Caroline Tresidder

Webmaster:

Doug Hutt

Media Coordinator:

Tina Wenger

Design created by Becky Hafer at the June meeting

