

CAPITAL SALEM OREGON CALLIGRAPHERS

January/February/March 2023

Mark your calendar

Meetings have historically been held on the first Thursday of the month (except July & August) at 7 p.m. Discussion at the November meeting brought the decision to continue that format. The opportunity to Zoom the meeting will be provided as well.

January 5, 7 pm - Monthly meeting at Capital Manor's Community Center. **Laura Drager and Katy Bayless** will present '**Playful Letters**' enhanced with colored pencils. Details and supply list follows.

February 2, 7 pm - Monthly meeting at Capital Manor's Community Center. We'll have three stations of exciting projects for you to learn to make treasures to take home. **Yuki Tanaka, Lori Festa, and Aries Manoff** will be our demonstrators. Aries will be showing engraving and asks you to save empty glass bottles or containers to engrave on.

March 2, 7 p.m. - Monthly meeting at Capital Manor will be presented by **Yuki Tanaka** demonstrating **Easy Gilding Methods**.

Happy
New Year

This beautiful copperplate-like rendition of Happy New Year was found on Pinterest with no credit to the scribe, a photo taken by Carlos de Toro.

A Christmas card from Edie Roberts fits both holidays – Christmas and New Year. The photo doesn't do justice to the sparkly cyathia - the tiny yellow flowers in the middle. The "petals" are actually leaves or bracts. Didn't expect a botanical lesson on poinsettias, did you? All in all, a beautiful card created by Edie!



Christmas Cards 2022

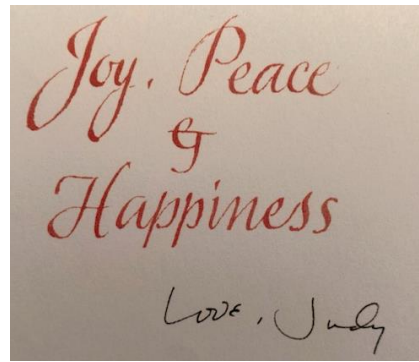


Aries Manoff has outdone herself this Christmas. Shown is her magnificent Christmas card and a few of her beautiful copperplate envelopes and cards. Also engraving!

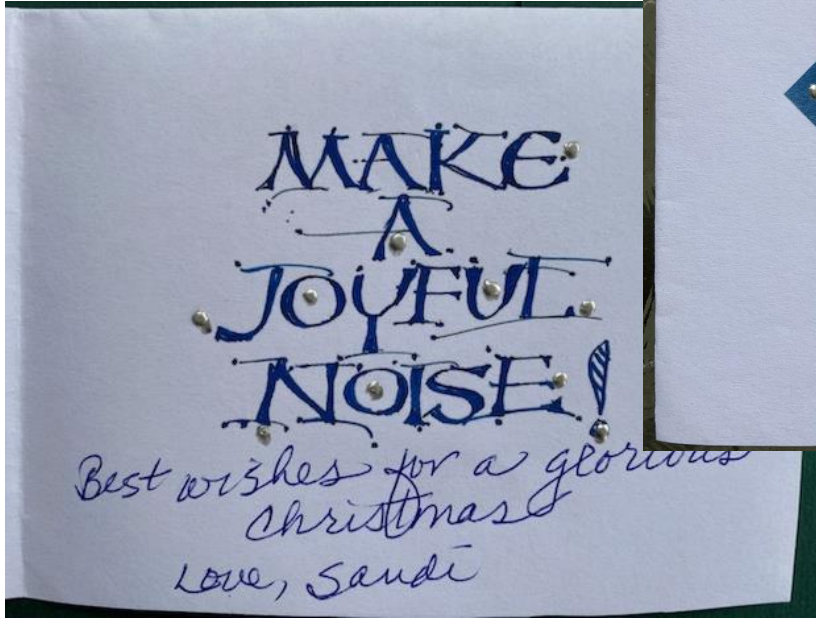




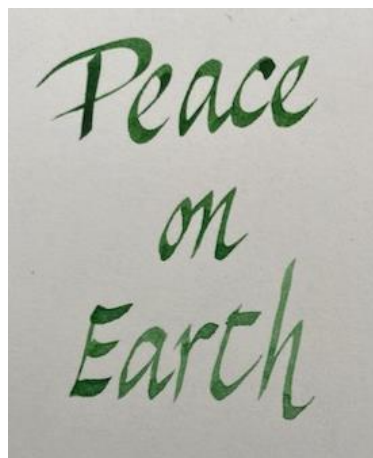
Sandi Cormier



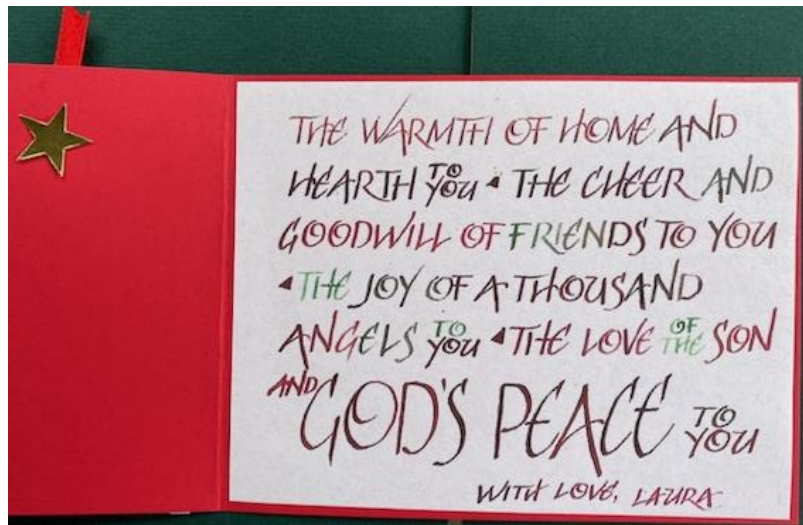
Judy Black



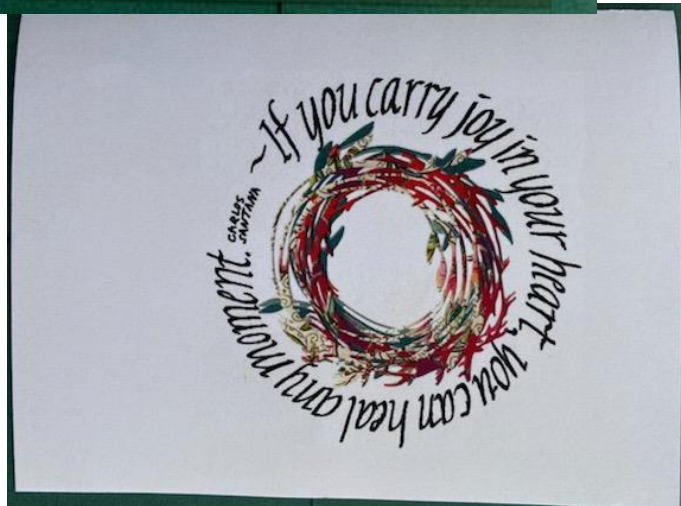
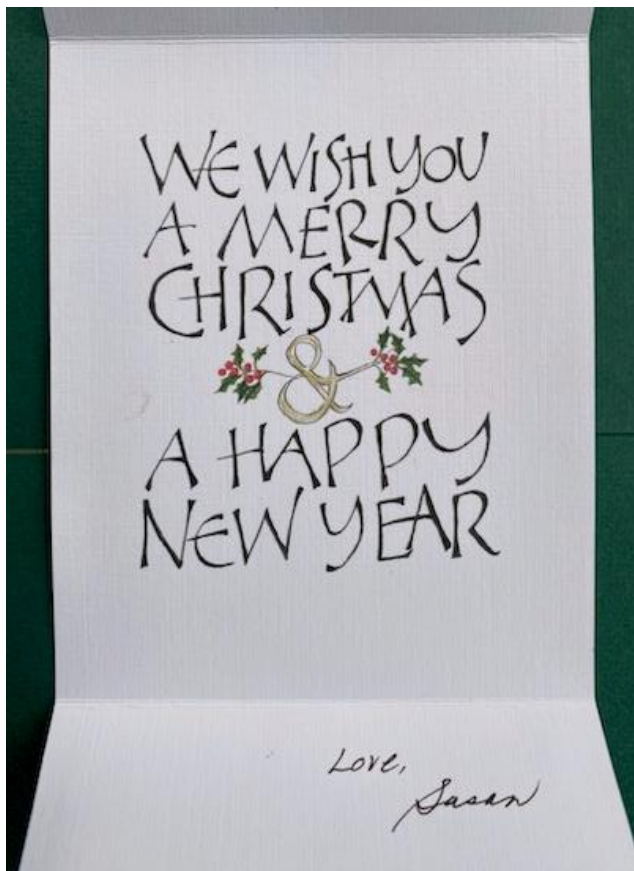
Katy Bayless



Laura Drager



Susan Wickes

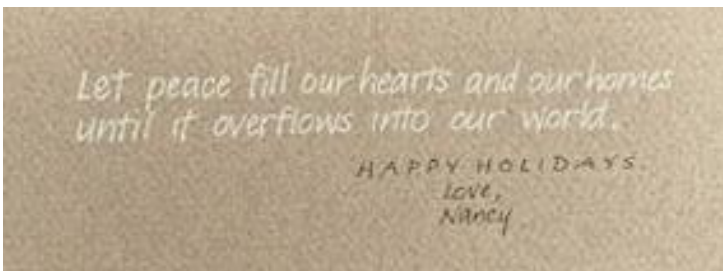


Paula McNamee



Elizabeth Walsh

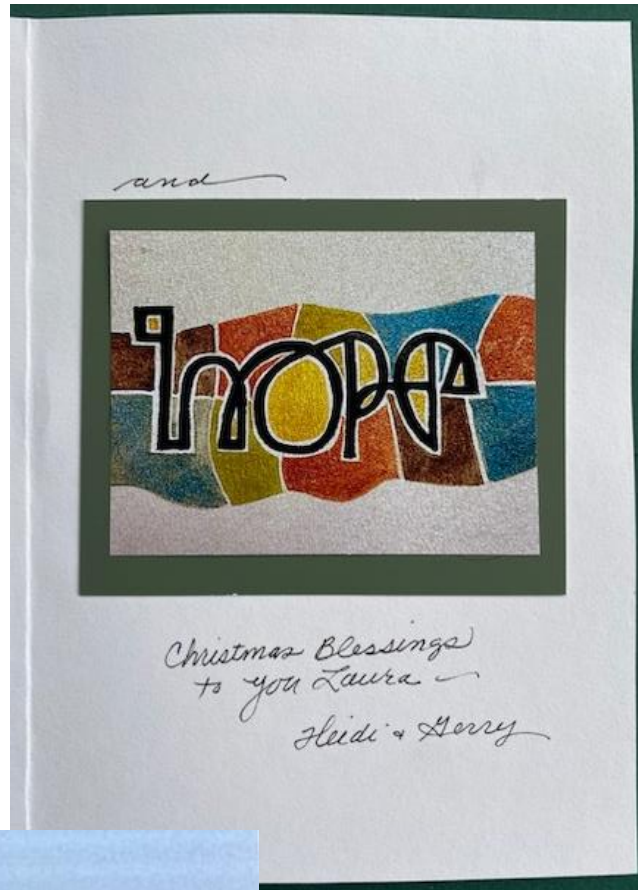

Rose Tomson



Nancy Anderson

Carol DuBosch

Heidi Stolp



Yuki Tanaka



Jessie McCandlish

Sing sweet
as the flute
Sing clear
as the horn
Sing joy of
the Children
Come Christmas
the morn!
Little Christ Jesus
Our Brother
is born.
elmer farjeon

Carol Dutoit



Mary Jane Zako

Merry Christmas
2 0 2 2

Lou & Mary Jane



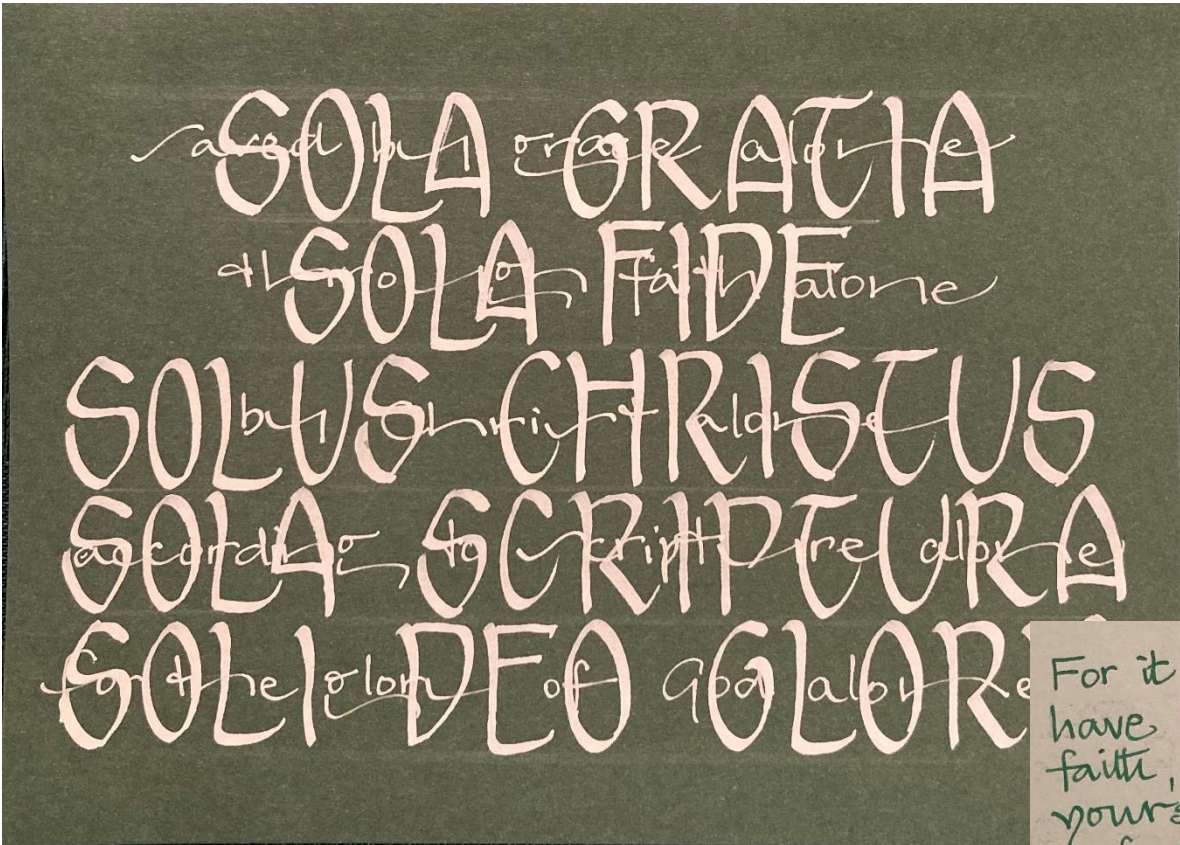


Trish Hibler sent this card from our friend, Stan Kerzel, who passed in 2022.

May the wonderful story of Christmas
Remain in your heart all year through.
*Dot & Stan
2011*

This lovely card was sent from Jenny Birch of Calne, Wiltshire, England to Trish Hibler. Trish first met her in 2007 when Trish and Prindi Flug went to South Africa for Prindi to teach a series of calligraphy workshops in Johannesburg and

Capetown. They stayed with Jenny and her husband, Andy, in Capetown and a years-long friendship has continued. Jenny was President of the Cape Friends of Calligraphy. She's continued her involvement with calligraphy after moving closer to family in England.



For it is by grace you have been saved through faith, and that not of yourselves; it is a gift of God.
Ephesians 2:8

Practice, Practice, Practice

Editor's interview with Lori Festa
Photography by Lori Festa

Lori has served as our past president, newsletter editor, and Summer Serendipity host for several years. She came to us from Albuquerque, New Mexico where she was very active in the Escribiente Calligraphy Society and before that in the New Haven Calligraphers Guild. She teaches digital and visual art at North Salem High School. We love her exuberance for art!

Were you interested in lettering as a child? What led you to study calligraphy?

In third grade we learned cursive writing. I must have been really good because I remember my teacher, Mrs. Carlson, had me finish a poem for another student for parent night. In high school, I made some handmade paper and my art teacher gave me a calligraphy pen to letter on it adding to my ink drawing. I didn't know what I was doing but it sparked my curiosity to learn more about calligraphy.

Are there artists who have been particularly influential to you through the years?

My art teachers from grammar school through high school influenced me as I learned different techniques in art. My college years at Paier College of Art opened my eyes to a wide variety of styles and techniques. I even took a typography class where we hand lettered different types styles and I can still hear his voice say, "you are one pencil stroke off".

For influential artists I look at the work of Diego Velazquez, Gustav Klimt, Eduard Manet, and Leonardo DaVinci... all game changers in the art world. I admire their approach to taking on challenges and going outside of what was acceptable in their day.



For influences in calligraphy, I start with Pamela LaRegina who was my teacher for 2 years. She pushed me to be my best and introduced me to the bigger world of calligraphy. I love the calligraphic works of Donald Jackson, Charles Pierce, Jane Dill, Loredana Zega, Julian Waters, and Carl Rohrs, all of whom I have met &/or taken a class with.

A few other mentions for influences, my dear friend Gaye Roth, who I worked with as a graphic designer. She pushed me beyond my comfort zone and made me a better designer. Bill Kemp and Petrita Alcon were my calligraphy partners in Albuquerque who collaborated with me and inspired me in different calligraphy hands.

Is there a favorite project or type of projects you enjoy working on? What is your favorite lettering style?

Mixed media is my favorite style of lettering. Since I have a painting background, I enjoy working with acrylics and flat brush, then adding different mediums that enhance my work. My favorite lettering style is a modified pen manipulated Italics. I love adding my own twist to the letters.

Do you have an “aha” moment when working?

I’m not sure if I have an “aha” but I have a little story about what a friend observed while I’m working. She said most people sketch out, plan, create a rough draft, and rework their idea for a long time but you do something different. You stand and stare at the paper looking at it and imagining what is going to be on the paper before you pick up a tool, then you go for it! I had never thought about the way I work but I guess I do like to envision my pieces in my head before I start.



Describe your process for creating a piece.

Depending on the project, and before I envision what I want to do, I often look around at my books or online and see if there is anything that inspires me. I gather different decorative papers,

pick out my palette of warm colors or cool colors, decide on which lettering tool will be best suited for my vision, and then I go for it! Okay, I do thumbnail sketches when it is a more precise design, but if it is not and I have a lot of freedom. Basically, it’s either thumbnails or brain sketches.

Do you ever experience artist’s block? What helps you feel inspired during those moments?

I’m often a procrastinator and I work best under deadlines. Sometimes I stay up late at night and do my best work. If I’m working on a painting, I need to finish it so I’ll do an all-nighter. If I’m working on a calligraphy piece or graphic design piece, I will stew the design in my brain until I see what I want. Others may think I’m not doing anything but I’m composing the design in my mind. I’ll look at other people’s work that catch my eye, then I do my “stare” envisioning. I’m often doodling while I’m watching tv or sitting in a meeting, then take those doodles and use them for a larger piece.

Do you have other artistic interests?

I’ve mentioned above that I enjoy mixed media painting, portraiture in oils, acrylics, and pastels, and when traveling, I bring watercolors and try to get a painting in. When I go to the beach, I locate a found object that I can use as a tool and I letter in the sand. I call it Sand Script. Other materials I like to work with are metals and add patinas to them to make jewelry or add it to artwork. Honestly, I get bored easily so I like to try different mediums. Photography is another art form that I work with.

Is there a mantra you live by?

My mantra is: Practice, practice, practice. Sketch, sketch, sketch ... build up that muscle memory.



Share some tips for successful lettering projects.

Use the Elements of Art, Principles of Design, and Composition Rules on all pieces. Practice, practice, practice, and accept feedback. Take a class from an experienced or professional teacher.

Is there an artist from a past era you would have liked to have lunch with?

There are many artists that I would enjoy having lunch with but I think Georgia O'Keeffe would be interesting to pick her brains because she worked in an era where women were not well known for their artistic value. I would also like to have lunch with one of my former teachers from Art School. Jean Day Zallinger was a book illustrator who inspired me as a young college student. She was blunt and shared what it was like in the real world as a female artist. Times have changed but it was women like her who paved the way for us.



How have your travels informed/aided your art?

I spent 10 weeks backpacking through Europe traveling around by train. The museums and architecture were awe-inspiring. While at the Louve, I sat on a bench facing the Mona Lisa and fell asleep. A security guard had to wake me up. The Mona Lisa was so comforting, she let me sleep.


Europe also had a lot of calligraphy on the exterior of buildings, especially in Switzerland and Germany. Italy shared the statue of David with me (or at least I thought so), and its intricate doors enhancing the beautiful architecture. Paris made me fall in love with graffiti and what a powerful statement it can be.

Trips to Grand Cayman and Hawaii inspired my love for painting tropical flowers. Japanese art came into my life when I was in college and working in Japanese restaurants. They had beautiful artwork on the walls and when I finally visited Japan, I got to see even more inspiring works of art.

Growing up a train ride from New York/New Haven (Yale University) museums/galleries and Yale was something that I did not take for granted. I spent a lot of time looking at art and I thank my mother for encouraging us to explore all forms of art growing up. With 6 siblings, I had to find my own place in my family and art was my forte (and as a 4-year varsity softball pitcher). We all need to find our place in this world.

What legacy do you want to leave?

I hope I have inspired a generation of young calligraphers to continue on creating lettering as an art form. Educating people about how important lettering is in graphic design, messaging/branding, and any visual art is sometimes not understood. Personally, once I started to study calligraphy, my other art work improved.

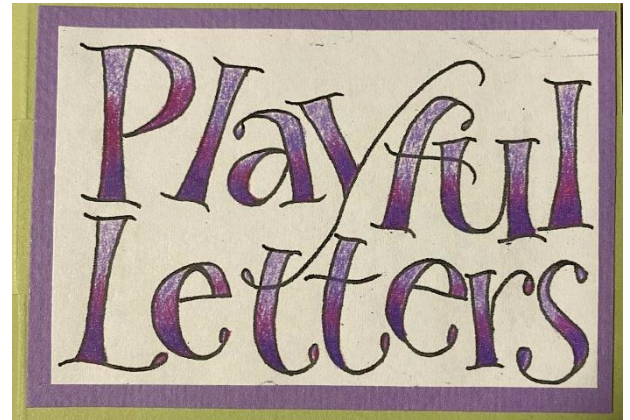


Meeting Programs

Playful Letters

with Laura Drager and Katy Bayless

On Thursday, **January 5**, Laura and Katy will bring back Playful Letters, a Foundational-based variation, previously presented in 2015. We'll embellish them with colored pencils for a colorful finished product. Most of the supplies will be provided but be sure to bring colored pencils, if you have some. We will bring some you can borrow and you will take home a blender pencil to add to your supply.



For supplies, bring:

- Pencil, eraser
- Fine black pen (.5 or less)
- Colored pencils (minimum of three like colors needed: light, medium, and dark)

Provided:

- Paper
- Hand-outs: Tips for Drawing Playful Letters, Templates Colorless blender pencil
- Take-home blank booklet
- Colorless blender pencil

Optional:

- White gellyroll or Uniball pen
- Shadow pen (Tombow #95, Marvy LePlume II #51)
- Gellyroll clear star pen

This and That



- Due to my bad knees, I have pretty much given up the Irish dancing that (fellow calligrapher) Kathleen Kelly and I had done 30 years ago in a West Salem barn loft. However, when contacted by the Ceili of the Valley group to demonstrate calligraphy and show historical examples of Irish half-uncial lettering at



their "Samhain Celtic New Year Festival" this past October, I thought it would be a fun

opportunity to hear some great Celtic music. How right I was! In the past, the Samhain festival was often held on the

same Saturday as our All Oregon Calligraphers Conference, making it impossible to attend both. Then Covid hit and nobody went anywhere (with big groups of people) for a couple of years. It felt wonderful to pick up our pens again and participate in the joy all around us. Lori Festa and I had a great time at the festival; there were lots of happy people who really appreciated seeing their names written in colorful calligraphy. The Ceili of the Valley people even suggested that we take donations (their initiative) and festival-goers responded generously! Many thanks to Elisa and all of the Ceili of the Valley folks for being SO welcoming and accommodating to the Capital Calligraphers. I hope we're invited back to the 2023 Samhain celebration! Sally Keeney



- Update on the October exhibit at Lunaria Gallery: Aries Manoff collaborated with Anne Shams on 6 panels/portraits (each had two sides). She wrote on top of 23 karat gold leaf (daunting!!) She worked through the summer and learned a lot about writing on gold and what to charge for her time – a good experience altogether. Several of us saw the exhibit and were blown away!

The yellow underneath all of the painting and lettering is gold. Anne priced them high and also sold cards.

- **2023 Graceful Envelope Contest**

The Washington Calligraphers Guild is again sponsoring the Graceful Envelope Contest. Following is information about the contest.

2023 Contest Theme: Fan Mail

While the term “fan mail” is about a century old, folks have been addressing personal messages to their heroes and idols for as long as there have been famous people and a postal service. Fans want their mail to stand out. So, use your creativity to design and envelope that would capture the attention of an actor, artist, athlete, politician, singer, writer or other public figure, living or dead. Address your fan mail to your choice of celebrity c/o the Graceful Envelope Contest — and try to make the postage part of the design.

Entries must be postmarked no later than Monday, March 20, 2023

For more information go to the link below:

<https://www.calligraphersguild.org/GracefulEnvelopeContest/>



Capital Calligraphers
PO Box 2294
Salem, Oregon 97308-2294
Contact@CapitalCalligraphers.org

Officers

President:

Laura Drager

Vice President:

Barbara Taylor

Treasurer:

Jessie McCandlish

Corresponding Secretary:

Trish Hibler

Recording Secretary:

Brenda Russell

Membership:

Caroline Tresidder

Programs & Workshops:

Laurie Naemura

Yuki Tanaka

Historian:

Caroline Tresidder

Hospitality:

Maryellen Barker

Webmaster:

Doug Hutt

Librarian:

Bill Smith

Media Coordinator:

Tina Wenger

Newsletter Editor:

Laura Drager



Katy Bayless and Laura Drager attended the October 2022 Menucha weekend Retreat – Laura’s first time and Katy’s third. They had a wonderful time meeting new and old friends, learning from other calligraphers, trying to stay quiet during the ‘quiet time,’ enjoying the beautiful forest surroundings, and had a very inspiring time. They highly recommend attending this retreat.

