

CAPITAL SALEM OREGON CALLIGRAPHERS

April/May/June 2024



Cherry Blossom Day at the Capitol, March 16, dawned bright, sunny, and warm – a day that couldn't be more perfect. AND, the cherry blossoms were in full bloom. Crowds of people loved our weathergrams! Aries, Tina, Caroline, Brenda, and Laura started hanging them at 9:30 and all 150 of them were taken home as treasures by 12 noon.



Tina Wenger took these two terrific photos.

Mark your calendar

Meetings are held on the first Thursday of the month (except July & August) at 7 p.m. Zoom info. is provided
April 4, 7 pm – Monthly meeting at Capital Manor's Community Center. **Aries Manoff** will finish **Copperplate Basics** with the capitals.

April 13, 1-3 p.m. – A mini workshop held at Caroline Tresidders' home by **Lori Festa** on **Explosion Boxes**.

May 2, 7 pm – Monthly meeting at Capital Manor's Community Center. **Bill Kemp** will demonstrate **Pointed Pen Uncials** via Zoom.

June 6, 6 p.m. – Potluck and monthly meeting at Capital Manor's Community Center. **Italic Capitals** with **Sally Keeney**.



Laura, Brenda, Aries, Tina, Caroline

Our weathergram hanging crew in t-shirts given to us by the Oregon State Capitol Foundation. Yuki Tanaka designed the back. The Parks employee photobombed us!



Aries and Tina



Caroline Tresidder stands near the "weather wishes" pinned up for visitors to take home as a souvenir from Cherry Blossom Day held at the Oregon Capitol Mall on Saturday, March 16, 2024. Volunteers of the Capital Calligraphers Guild made the wishes. (Laura



Caroline was interviewed by the 'Salem Reporter' and was pictured with the weather "wishes" for their publication.



The following two Saturdays we were asked to hang weathergrams again. All in all, we hung and distributed approximately 350 weathergrams. Lots of people were interested in calligraphy and we hope they come to our meetings, as they expressed interest in doing.



Yuki, Paul and Katy worked at the Origami table.



Weathergram by Aries



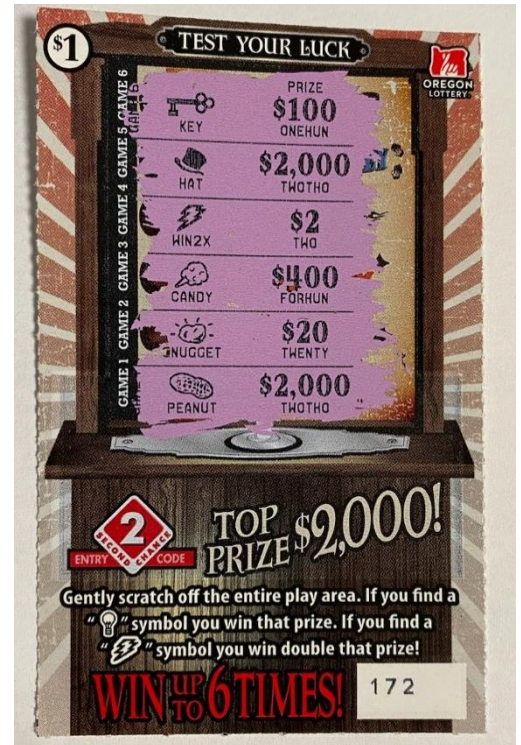
Chinese New Year Wishes for the Year of the Dragon

Our Membership Chair, Aries Manoff found these wonderful red envelopes online and couldn't resist sending each of our members a New Year wish for good luck. Inserted in the envelope was a message AND a scratch-off ticket. Three members, that we know of, were winners!

One of the winners.
Woohoo!



With wishes like these,
how can we help but
thrive?



Hello Friend!

In the auspicious Year of the Dragon, let us wield our brushes, pens, nibs, and ink to write a beautiful future together. May our calligraphy guild thrive in the new year, with pens flying and creating even more brilliance. Wishing you prosperity and good fortune during this powerful year! May you and your family enjoy good health, success, and all the best in the coming year.

Yours in Penship,
Aries Manoff
Membership Chair
Capital Calligraphers

Valentines - 2023

Carol Dutoit



Aries Manoff





Heidi Stolp



Carol DuBosch



Laura Drager



“Keep these beautiful scripts alive and flourishing”

Editor’s interview with Aries Manoff

Photos by Aries



Aries discovered the Capital Calligraphers online when we held the sale of items from Chris Anderson’s calligraphy studio. And, the rest is history. She has become one of our most willing, eager, and talented members. If a need arises, she raises her hand. Her many accomplishments include:

- ♦ hung art and demonstrated at the state fair, ♦ coordinated & hung art at the Salem Library, ♦ became the Membership Chair creating and maintaining the directory plus sending gorgeous birthday cards & envelopes to each member,
- ♦ for two years has hung weathergrams at the Cherry Blossom Day at the Capitol, ♦ 2022-23 Member of the Year,
- ♦ created and gave beautiful ornaments to each member in December, and ♦ presented excellent programs at meetings.

She has exhibited her work at the Oregon State Fair winning 1st and 2nd prizes in the Beginner category as well as People’s Choice in 2023, at Lunaria Gallery (pictured above), and at the Salem Library.

Not to mention her kind spirit when help is needed. She and her wife Kasarah always go the extra mile. When the 2023 fire burned 1 mile from my home, she called to offer help.

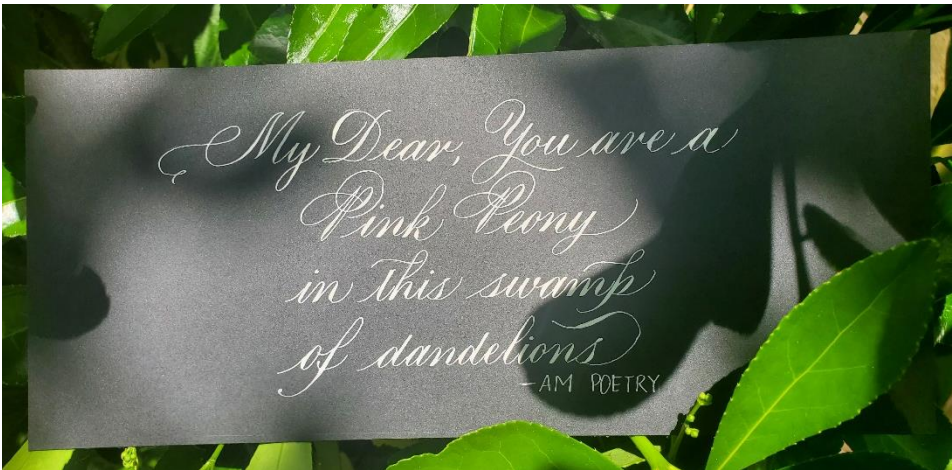
It’s a joy to see her passion for letters and we expect to see her name in lights!

Were you interested in lettering as a child? What led you to study calligraphy?

I lived with my grandmother during the ages where I was learning penmanship and her handwriting was incredibly gorgeous. Hers is the only lettering I can remember really being excited about as a kid, but mostly because calligraphy to me as a child meant Egyptian hieroglyphics (who wasn't fascinated by the Egyptians?!) or Japanese brush calligraphy. Fast forward to the world shutting down in 2020 and being gifted a novelty feather broad edge pen - I started playing around with this pen, making terribly wrong letter forms, but it felt good, and calming, and meditative during a time everything really felt like chaos!

(She etched letters/drawing on a bottle (at right))





Are there artists who have been particularly influential to you through the years?

I'm only a few years in but anyone who's talked to me for even a few minutes knows I dove head first down the lettering rabbit hole. There are MANY, MANY artists whose work inspires me, but if I have to name of a few: Suzanne Cunningham, Schin Loong, Nina Tran, Sarah Richardson, Julian Waters, Raoul Martinez, and Paul Antonio.

What is your favorite lettering style?

Copperplate is my lettering love affair. It can be formal, classic, timeless or bold, dramatic, demanding in its presence. Or it can be dainty and elegant. There is no limit to the variations or how it can be interpreted within its technicality. Recently though, I've started to enjoy my broad edge pens more. I marvel at the beauty of broad edge scripts, but when attempting to write them, it doesn't speak to me in the same way as my pointed pen. At the beginning of March of this year, I started taking a Fraktur class with Nina Tran and I am quickly becoming obsessed!

Do you have an "aha" moment when working?

Absolutely, and when I do - it makes it almost impossible to step away from at that point. When you're in the zone, you're in the zone!!

Do you ever experience artist's block? What helps you feel inspired during those moments?

Often! I usually take those times to practice my letter forms or dive into the beautiful little library I've started to amass. If that doesn't do the trick, I've been the lucky recipient of many beautiful envelopes and those are always fun to open back up and look and enjoy again. If all else fails - I know that it's time to step totally away from calligraphy: take a walk, go on a hike, visit with friends or family, watch a movie or show. Inspiration can strike in mysterious ways!

Do you have other artistic interests?

Sadly, I'm not an innately artistic person. I'm very analytical and have a hard time being serendipitous when it comes to my creativity. Calligraphy can easily bleed into so many other art canals and it helped me ease into them as well. I enjoy water color painting and origami when I can be convinced to step away from my pen and paper.

Is there a mantra you live by?

When it comes to lettering and calligraphy projects: Don't get attached! This was from a class I took with Schin Loong who rips through paper like a calligraphy Tasmanian devil. It's easy to get hung up on mistakes as a newbie so I really had to take this to heart. Often the nicest pieces of lettering I've done are not in the moments of trying my hardest, but when I know there's another sheet of paper waiting for some ink.

My personal mantra is "Everyone is someone's baby", which sounds kinda silly as I see it written out - but it's a constant reminder to me to always approach and treat every living thing with kindness.





Share some tips for successful lettering projects.

Don't get attached and have fun! Calligraphy is kinda like smiles. You can tell when it's being faked and not enjoyed. I won't say "give yourself plenty of time" because I've got a bad habit of needing that deadline to be real close to really feel "inspired"! ha-ha

Is there an artist from a past era you would have liked to have lunch with?

There are 2! George Bickham - A master engraver and calligrapher from 1740's and the author of The Universal Penman or Sarah Spencer - Daughter of Roger Platt Spencer, creator of the Spencerian script.

What legacy do you want to leave?

I'd really love to work on the stigma you have to have nice handwriting to draw beautiful letters. That'll likely never happen. So, I'd like to do

what I can to keep these beautiful scripts alive and flourishing (all the puns intended) and at large in our community. There are some things that can't and shouldn't be replaced - calligraphy is one of those.



Kasarah and Aries



Classes/Programs

Online classes have become an excellent way to continue learning. John Neal Bookseller has the most comprehensive list to refer to. Go to <https://www.johnnealbooks.com>. You're sure to find just the one(s) for you.

January, 2024 meeting

Written by Brenda Russell & Photos by Lori Festa



After the business meeting we enjoyed the program "Ireland and the Book of Kells" by Laura and Trish. Trish mentioned that their tour was organized by former Guild member Susan Spencer, who in addition to keeping an Irish shop in Newport, conducts tours to Ireland. Laura and Trish viewed the Book of Kells, where it is displayed at Trinity College, Dublin. The page of the original book on display for the day they were there was not spectacular but they saw and photographed many pages of the facsimile which showed the amazingly intricate and fanciful Celtic designs which are intertwined with the incredible calligraphy. Laura told us of the book's history from its creation by monks in the 8th century to the present and we marveled at its preservation through many times and places. Following the slide show Laura distributed hand-outs illustrating the steps to follow when drawing a Celtic knot. Trish demonstrated, step by step, how to draw them. We found it could be done by connecting spaced dots and weaving the lines in an over and under pattern.



February, 2024 meeting

Written by Brenda Russell & Photos by Lori Festa

Lori Festa demonstrated Mosaic Letters – a fun, colorful, and easy method of creating letters. We first painted watercolor stripes of color on good paper, and when dry, cut it into small, random shapes. Very carefully, we glued the pieces onto black paper on which we had outlined a letter or shape. Wonderful results with lots of uses. Pictured at left: Unfinished N by Bill Smith

Large L: Jason

Small L: Prindi

Pictured at right: Diamond by Brenda

Pictured below:

Top Row

Unfinished C: Rebekah

Heart: Jessie

B: Amber

Unfinished B: Barbara


Bottom Row

N: Laurie Naemura

T: Aries

L: Laura

S: Lori Festa



March, 2024 meeting

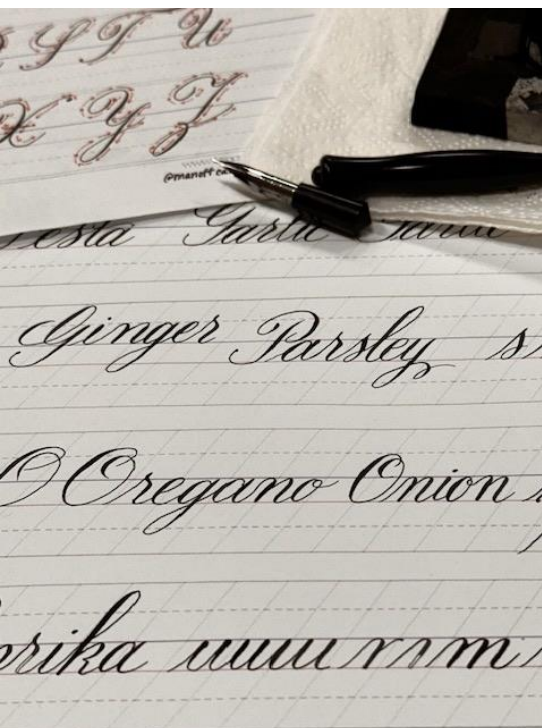



Written by Brenda Russell & Photos by Lori Festa

Aries distributed handouts illustrating the formation of Copper Plate letters, plus ruled papers for practicing them. Ink and pens were available on the front table for those who did not have their own. She outlined the development of Copper Plate from English Roundhand and Engravers or Engrossers script. She explained how to prepare the nib and how to insert it into the holder and the importance of correct posture when writing. By projecting images of the lower case Copper Plate alphabet, letter by letter on the screen and showing the sequence of letter

strokes, she enabled us to try the technique for ourselves. We viewed a marriage certificate and a graduation diploma which, like many official documents, were produced using this elegant, formal script.

Pictured clockwise starting at top left:

Barbara, Aries demonstrating, Jessie, Caroline, Becky Hafer, and Lori F. Aries lettered a 3-leaf clover for every person.



Capital Calligraphers
PO Box 2294
Salem, Oregon 97308-2294
Contact@CapitalCalligraphers.org

Officers

President / State Fair Coordinator:

Laura Drager

Vice President:

Barbara Taylor

Treasurer:

Jessie McCandlish

Corresponding Secretary:

Trish Hibler

Recording Secretary:

Brenda Russell

Membership:

Aries Manoff

Programs & Workshops:

Laurie Naemura

Yuki Tanaka

Historian:

Caroline Tresidder

Webmaster:

Stephanie Page

Hospitality:

Maryellen Barker

Media Coordinators:

Tina Wenger & Lori Festa

Librarian:

Bill Smith

Newsletter Editor: Laura Drager



December meeting. Front: Lori, Sally, Aries, Yuki, Laurie, Becca, Caroline & Brenda. Back: Mickey, Penny, Jessie, Laura, Amber & Stephanie.