

CAPITAL SALEM OREGON CALLIGRAPHERS

January/February/March 2025

Happy
New
Year
2025

Free photo from freepik.com

Mark your calendar


Note the new times! Meetings are held on the first Thursday of the month (except July & August) at **6:30 pm** (Social time), **6:45 pm** (General Meeting) **7 pm** (Program). Zoom info. is provided via email notification.

January 9, 6:30 pm – Monthly meeting at Capital Manor’s Community Center. Joint program with the Valley Calligraphy Guild with **Debra Ferreboeuf** who will present a **Fun, Flirty and Playful Alphabet** using a pointed pen.

February 6, 6:30 pm – Monthly meeting at Capital Manor’s Community Center. **David Grimes** will present **Offhand Flourishing**.

March 6, 6:30 pm – Monthly meeting at Capital Manor’s Comm. Ctr. – **Weathergrams** review with **Yuki Tanaka**.

March 15 – Cherry Blossom Day at the Capitol. Details to come.




Prindi Flug

Christmas Cards 2024




Judy Black



Yuki Tanaka





Katy Bayless

Out beyond ideas of
wrong doing and right doing,
there is a field.
I'll meet you there.
Rumi

XXX
000

Katy + Charlie



Susan Wickes





Rick Jarosz



Nancy Anderson

Elizabeth Walsh

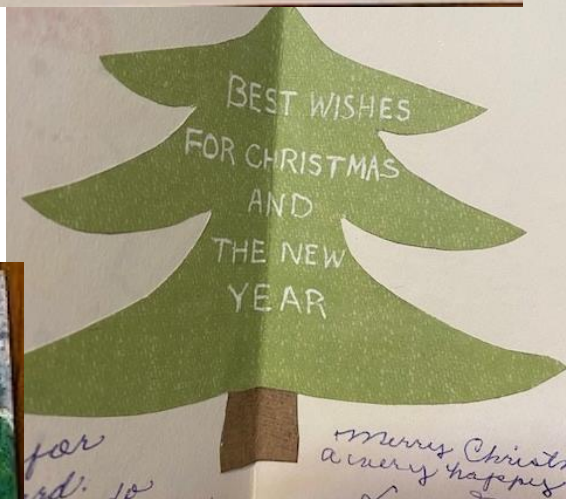




Amber Baker



Brenda Russell




Nancy Orr





Rose Tomson




Eddie Roberts



Heidi Stolp

...to give light to those
who sit in darkness
and in the shadow of
death, to guide our
feet into the way of
peace. LUKE 1:79



Laura Drager

Merry Christmas

*It is Christmas in the
heart that puts
Christmas in the air!*

W. T. ELLIS

Sandi Cormier



*You are
my
Christmas gift*
Merry Christmas!
*with love,
Laura*

Classes/Programs

Online classes have become an excellent way to continue learning. John Neal Bookseller has the most comprehensive list to refer to. Go to <https://www.johnnealbooks.com>. You're sure to find just the one(s) for you.

October, 2024 meeting

Written by Brenda Russell



Beka

Lori Festa showed us how to construct Cabochon letters, a



Barbara

very different style of lettering. One hand-out illustrated examples of various enclosed shapes



David

(oval, pointed shield, fan, etc.) Another was a page of basic letters. The new lettering was created by fitting the standard letters into the shapes so they took on a very different aspect, yet were still recognizable and produced legible words. The



Rick



Bill

finishing touch was coloring the letters with paints or colored pencils to bring out their playful informality.



Allison




Yuki



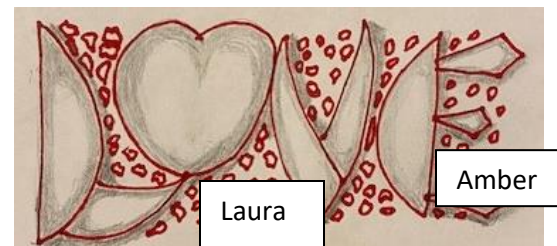
As you can see, everyone enjoyed trying these letters out and the results were varied.



Aries



Maryellen

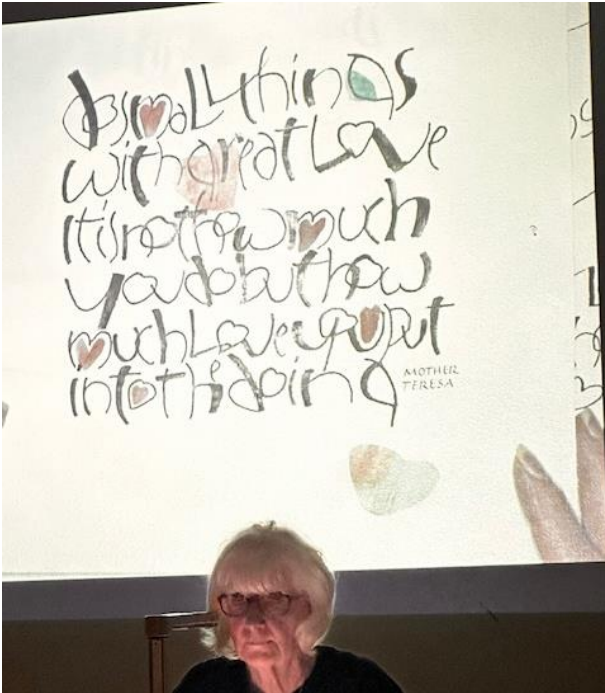


Laura

Amber

November, 2024 meeting

Written by Brenda Russell




The evening's program was Laura's attendance at the International Calligraphers Conference in Davenport, Iowa last June. Laura shared her experiences by presenting a slide show. A highlight of the event was photos of Father Edward Catich's rubbings he made of the inscriptions on the Trajan column while in Rome. Among the skills Laura gained or refined at the conference was the use of a ruling pen and a "Brody" pen, named for instructor Brody Neuenschwander. Laura took a week-long class from Yukimi Annand, entitled "Line and Shape." In this class students composed a new alphabet based on the shape of the letter O. Laura's was



shaped like a heart. Each student's results were different. The final result was a unique alphabet writing the same quote throughout the week with different techniques. Spots of color complementing the quotation completed the project.



Following the slide show Laura distributed paper and materials for us to try the same techniques. Diluted Sumi ink, applied to wet paper with balsa wood chips and pine needle pens made the random lines, broad or thin, which provided the background for the word or words to be written when the paper dried. Ink spots here and there, colored or not, could be added. Laura handed out an instruction sheet showing some of the infinite impressions that can be made by Sumi ink on damp paper, a technique we will certainly use to enhance our work.



December, 2024 meeting

Written by Brenda Russell

Following our traditional potluck of holiday snacks we drew numbers for the optional gift exchange. Aries Manoff, in her capacity of Membership Chair, had a special gift for everyone – a clear cylindrical container for calligraphy tools which telescopes to hold extra long pens and brushes. Each was inscribed with the recipient's name in Aries' beautiful Copper Plate. The program portion of the meeting was devoted to three mini-workshops. Lori Festa demonstrated the technique of iris folding, Laura Drager showed how origami can create





three-dimensional snowflakes, and Amber Baker showed how pendants or ornaments can be produced with wooden spools, twine and beads. We took home from these workshops items to display in our holiday décor and instructions for creating many more.



This and That

- Lori Festa and Rick Jarosz demonstrated calligraphy by writing names at the annual Samhain Festival. Kudos to them for giving their time and talent.



- An exhibit is in the planning for March 31 to April 24. The theme is "Flowers" so be thinking about flowers and planning your pieces. And, then you'll be ready with a piece for the Oregon State Fair in August, too! The location is a gallery at Western Oregon University. More details to come.



- Our December fundraiser at the World Beat's first annual Holiday Night Market was a success! Big thanks to Aries for handling the majority of the details and set-up. Shift workers Aries, Jessie McCandlish, Lori Festa, Laurie Naemura, Paula Vafakos, Tina Wenger, and Laura Drager enjoyed talking to the shoppers and creating one-of-



a-kind personalized ornaments for them. Profit was \$450 and sales since have added approximately \$50.

The Washington Calligraphers Guild announces
www.calligraphersguild.org

The 2025 Graceful Envelope Contest

2025 contest theme: **Go Fourth!**

In 2025 we reach the first quarter of this century – one-fourth of 100 years. Therefore, the theme for the Graceful Envelope Contest is **Go Fourth**.

Explore something that comes in fours, is associated with sets of four, or is commonly cut into fourths. For example, the phases of the moon, the points of a compass, the seasons, the Four Freedoms, an apple that's been quartered. Then, using artistry, lettering, and the integration of postage stamp(s) into your design, create an envelope that captures your interpretation of the theme.

Entries must be postmarked by **March 31, 2025** and will be judged by your envelope's representation of the contest theme, the quality of your calligraphy or artistic lettering, and effective use of color and design including the incorporation of postage stamp(s).

So **Go Fourth** and address your beautiful creations to:

The Graceful Envelope Contest / P.O. Box 3688 / Merrifield, VA 22116

For more information click on the following link: [Graceful Envelope Contest's 2025 call for entries](#)

Capital Calligraphers
PO Box 2294
Salem, Oregon 97308-2294
Contact@CapitalCalligraphers.org

Officers

Co-President / State Fair Coordinator:

Laura Drager

Vice President:

Barbara Taylor

Corresponding Secretary:

Trish Hibler

Programs & Workshops:

Laurie Naemura

Yuki Tanaka

Hospitality:

Maryellen Barker

Librarian:

Bill Smith

Newsletter Editor: Laura Drager

Co-President/Membership

Aries Manoff

Treasurer:

Jessie McCandlish

Recording Secretary:

Brenda Russell

Historian:

Caroline Tresidder

Webmaster:

Stephanie Page

Media Coordinators:

Tina Wenger & Lori Festa

